

# Baby.i Finder

## User Manual

---



## Getting Started

Thank you for choosing the [Baby.i Finder](#) connected with Bluetooth. [Baby.i Finder](#) is a kind of Bluetooth Low-energy products based on the Bluetooth 4.0 version. It can be wearable and clipped on baby's clothes and linked up smartphones through specified app within a pre-set Bluetooth connection distance. Within the effective distance, it can be used as an anti-lost alert device, baby care device and mosquito repellent.


The effective distance of Baby.i Finder is 70 Feet in open area without barrier.

Your baby and belongings won't be unattended with this device.

With our low-energy consuming technology for [Baby.i Finder](#), CR2032 Lithium Coin Battery life can be extended.

### Included:

- Main Device
- CR2032 battery x 1
- User manual x 1 sheet



## Switch on/off

Switch on: Press and hold the on/off button for 2 seconds until you hear the “Beep” sound and flash light is on.



Switch off: Press and hold the on/off button for 2 seconds until the long “Beep” sounds twice.

## Connection

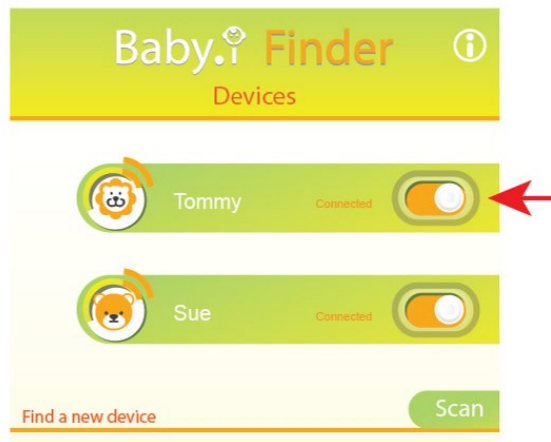
1. Switch on **Baby.i Finder** and turn on your smart-phone Bluetooth.

2. Open the **Baby.i Finder** app.





3. On device page  , select the device to connect on device connection page. For the 1st time connection, create your name on the setting page and choose your favorite icon. (You can rename later when you click the icon button in control page.)

4. Click the button to connect the device.




## Multi devices connection

1. Baby.i Finder app allows the smartphone to connect more than  device.


2. On control page , click the down arrow at name row to open menu to select other connected device.



## Turn on/off the mosquito repellent function

On the control page , click the button to turn on/off for the mosquito repellent. When mosquito repellent is on, the device would light up in every 2 seconds. (refer to arrow 1) \*\*\* Mosquito repellent has 12 hours protection.

## Anti-lost Alert

In control page , click the down arrow at distance row to open the menu; (refer to arrow 2)


1. Off: No disturb mode
2. Near: Leave short distance to alert in open area without barrier.
3. Far: Leave long distance to alert in open area without barrier.



Press the "Call " button to call up the device. (refer to arrow 3)



## Map

Map page  shows user the existing location. It helps to work with anti-lost and call-up function.

## Bonding

Smartphone would bond each device after connection. If you want to release the bonding, double click the button on [Baby.i Finder](#) in next connection.

## Battery replacement

Use a screwdriver to twist it to left to open the battery cover, then replace the battery. The used CR2032 cell is easy to get in the market. After replacement, put the cover back and close it to right with the screwdriver.

Attention: If you run the [Baby.i Finder](#) app in backend operation, ie launch another apps or lock the device, the app may not be able to wake up and display the anti-lost alert. This is due to iOS protection against draining system resources or Android authority limitation. We strongly recommend to keep the app in active state when monitoring and alert function is necessary.

The effectiveness against mosquito is subject to the species and not to all biting insects.

## [Baby.i Finder](#) App

App can be downloaded from;



Thank You

[www.innohub-iproduction.com](http://www.innohub-iproduction.com)

